



# Helping Your Child At Home

---

Resources for improving literacy



# Children's grades at risk because they have narrow vocabulary, finds report

'Without enough language – a word gap – a child is seriously limited in their enjoyment of school and success beyond'

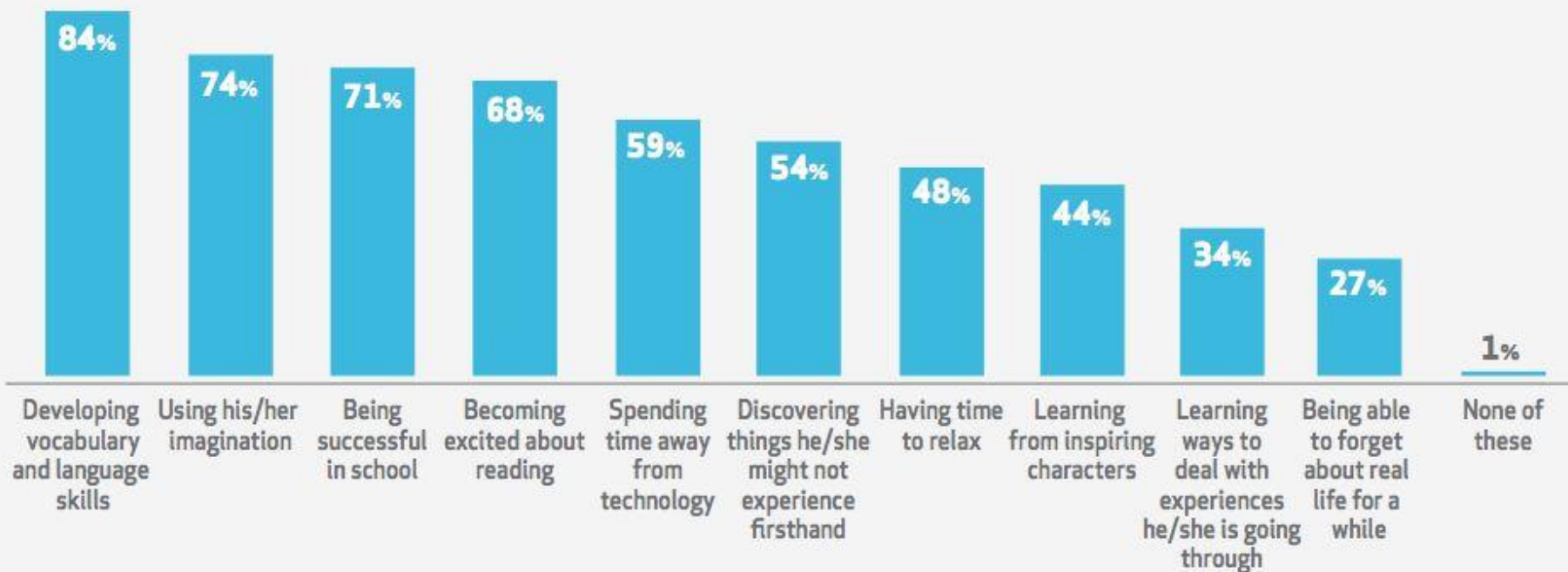
Eleanor Busby Education Correspondent | Thursday 19 April 2018 11:01 |  1 comment

## Teenagers 'only use 800 different words a day'

A generation of teenagers who communicate via the Internet and by text messages are risking unemployment because their daily vocabulary consists of just 800 words, the Government's new children's communication tsar has warned.

A survey of 1,300 primary and secondary school teachers across the UK found that more than 60% saw increasing incidents of underdeveloped vocabulary among pupils of all ages, leading to lower self-esteem, negative behaviour and in some cases greater difficulties in making friends.

"We need to help today's teenagers understand the difference between their textspeak and the formal language they need to succeed in life – 800 words will not get you a job."



QP4. When you think about the benefits of reading books for fun, which of the following are the top benefits you most want your child to get from reading books for fun?

# Highland Literacy Toolkit

---

<https://highlandliteracy.com>

A huge website with lots of resources for teachers and parents to help improve children's literacy.

# Newsround

---

<https://www.bbc.co.uk/newsround>

BBC Newsround has an extensive archive of news articles written for young people but in a register of language that will help to develop their vocabulary.

# Common Lit

---

<https://www.commonlit.org/texts>

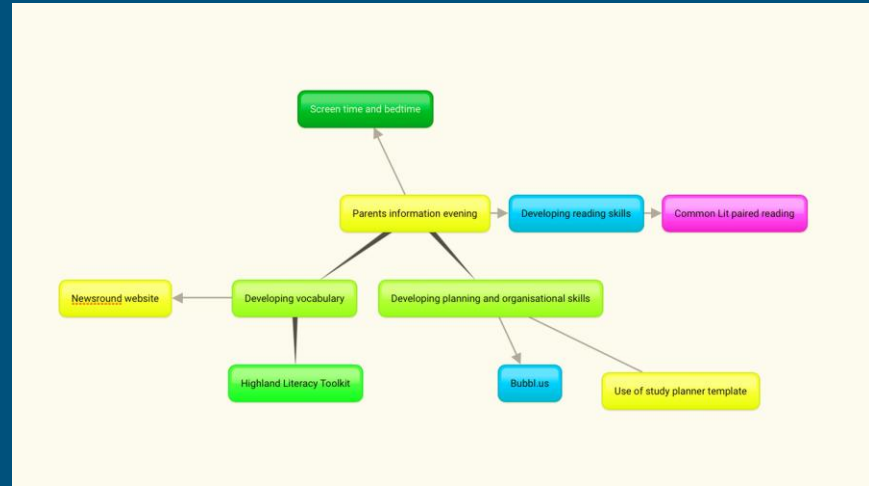
Common Lit is a tool for teachers and parents to help develop children's reading and general knowledge. Texts can be filtered by age group, by genre etc. Texts might be informational, opinion pieces, poetry or book excerpts.

# Bubbl.us

---


<https://bubbl.us/9303893>

Online software that enables children to 'map out' a piece of writing and develop their thinking at the planning stage.



# Organising time


Help them plan to build in  
leisure activities v. study time

 **TIME TO GET ORGANISED**

Week Days	7 - 8	8 - 9	School	4 - 5	5 - 6	6 - 7	7 - 8	8 - 9	9 - 10	10-11
M										
T										
W										
T										
F										

Weekend	S	S
7 - 8		
8 - 9		
9 - 10		
10 - 11		
11 - 12		
12 - 1		
1 - 2		
2 - 3		
3 - 4		
4 - 5		
5 - 6		
6 - 7		
7 - 8		
8 - 9		
9 - 10		
10 - 11		
11 - 12		

Download a copy of this timetable from our website. Print a copy for each week leading up to your exams. Add in the things you already have on. You will then see space for some study time.



© Live-N-Learn



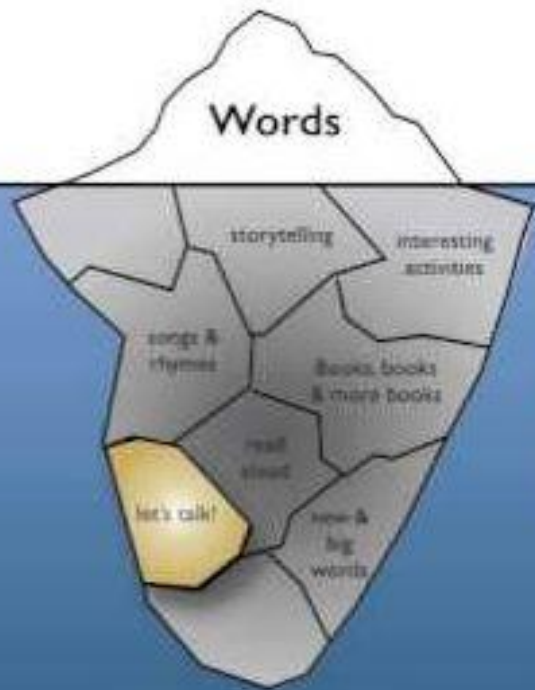
# A little more conversation please!

---

A very simple thing you can do is talk to your child about their studies!

Ask lots of questions...play dumb...get them to explain in detail what they are doing.

Talk about current events - watch the news together and talk about the news stories.



## Let's Talk!

Talk with children — but also, listen to them and encourage them to talk back. Ask them questions, check that they understand, focus on the child's thoughts and ideas.

<https://youtu.be/Qj0Nm3YKpEY>